

Box systems



- ▶ TANDEMBOX antaro
- ▶ Standard cabinet



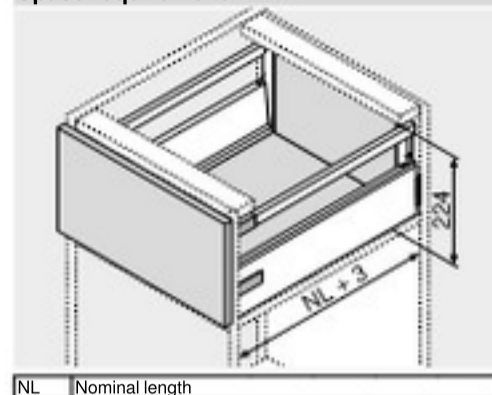
High fronted pull-out – gallery – D – K drawer side

Webcode
DQC6YM



- With simple gallery
- Concealed, guided full extension – unsurpassed running action – for the lifetime of the furniture
- Drawer sides made from steel silk white (SW), terra black (TS), RAL 9006 grey (white aluminium, R9006)
- Tool-free front assembly
- 3-dimensional front adjustment
- Includes integrated **BLUMOTION** for silent and effortless closing action, can be combined with **SERVO-DRIVE**
- Or with an integrated **TIP-ON** function for handle-less fronts

Space requirement



Box systems

Order information

1 Cabinet profiles left/right		2 Left/right drawer sides		8 Longside gallery rail left/right	
BLUMOTION					
Nominal length	Dyn. carrying capacity (kg)	Nominal length	Colour	Nominal length	Colour
NL (mm)	30 65	NL (mm)	SW TS R9006	NL (mm)	SW TS R9006
270	578.2701B	270	378K2702SA	270	ZRG.207RSIC
300	578.3001B	300	378K3002SA	300	ZRG.237RSIC
350	578.3501B	350	378K3502SA	350	ZRG.287RSIC
400	578.4001B	400	378K4002SA	400	ZRG.337RSIC
450	578.4501B	450	378K4502SA	450	ZRG.387RSIC
500	578.5001B	500	378K5002SA	500	ZRG.437RSIC
550	578.5501B	550	378K5502SA	550	ZRG.487RSIC
600	578.6001B	600	378K6002SA	600	ZRG.537RSIC
650	578.6501B	650	378K6502SA	650	ZRG.587RSIC

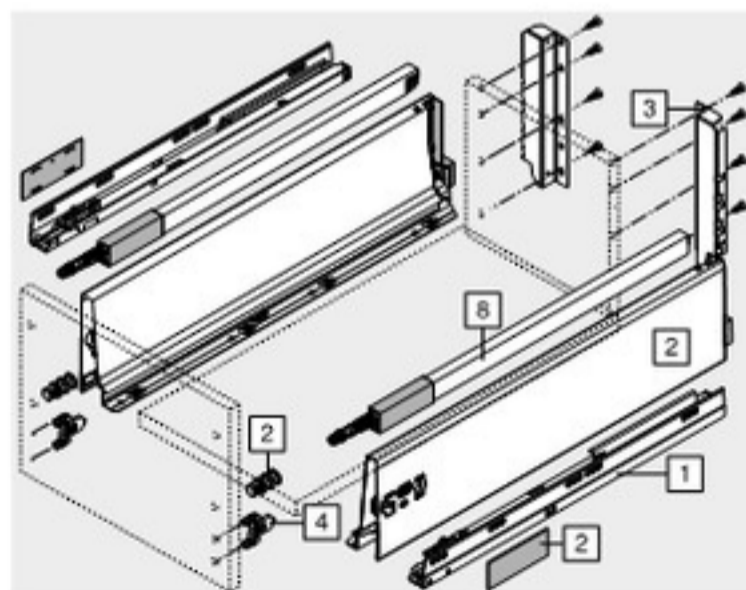
For the order specification for TIP-ON, see motion technologies section

Incl. cover caps (Can be individually printed – minimum order quantity 1000 items) and positioning dowel

3 Back fixing left/right			
Colour	Material	Part no.	
SW TS R9006	Steel	Z30D000SL	

4 Front fixing bracket			
Fixing method	Part no.		
INSERTA	2 x	ZSF.3902	
Screw-on	2 x	ZSF.3502	
Knock-in	2 x	ZSF.3602	

Colour		Colour	
SW	Silk white	WGR	White grey
TS	Terra black	R7037	RAL 7037 dust grey
R9006	RAL 9006 grey (white aluminium)	NI	Nickel plated
INGL	Stainless steel (Inox) Anti-fingerprint	NI-M	Matt nickel
S	Black		



- TANDEMBOX antaro
- Standard cabinet

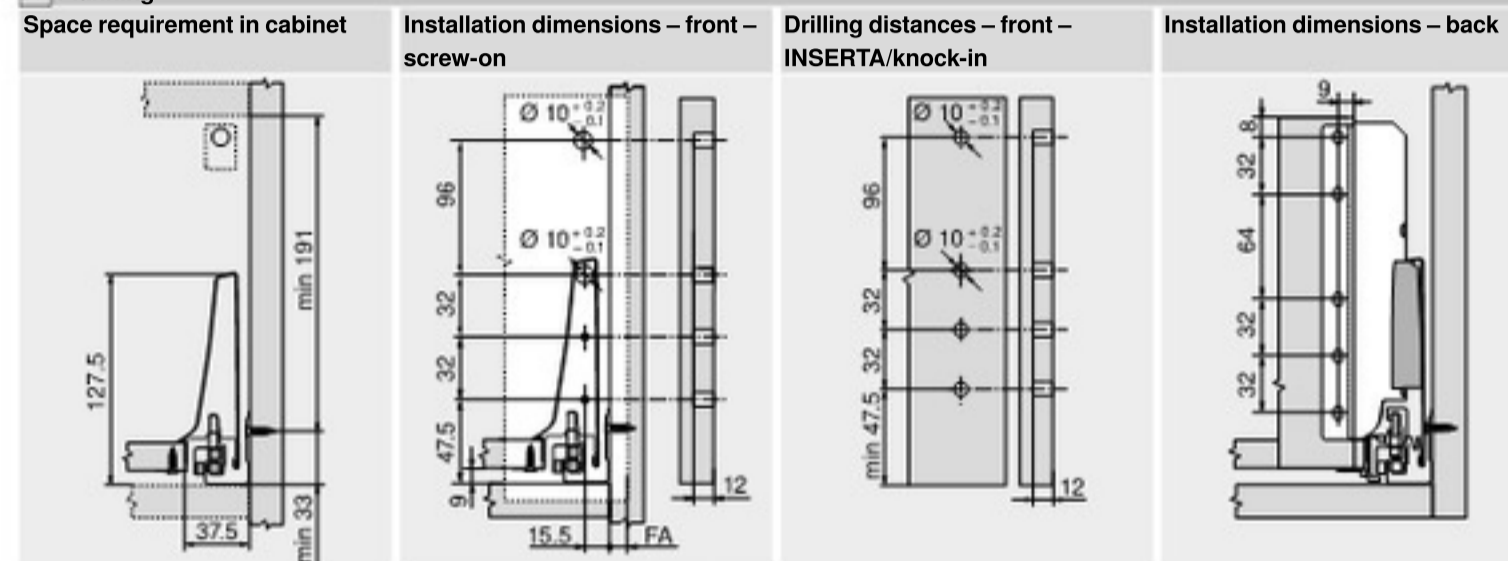


Box systems

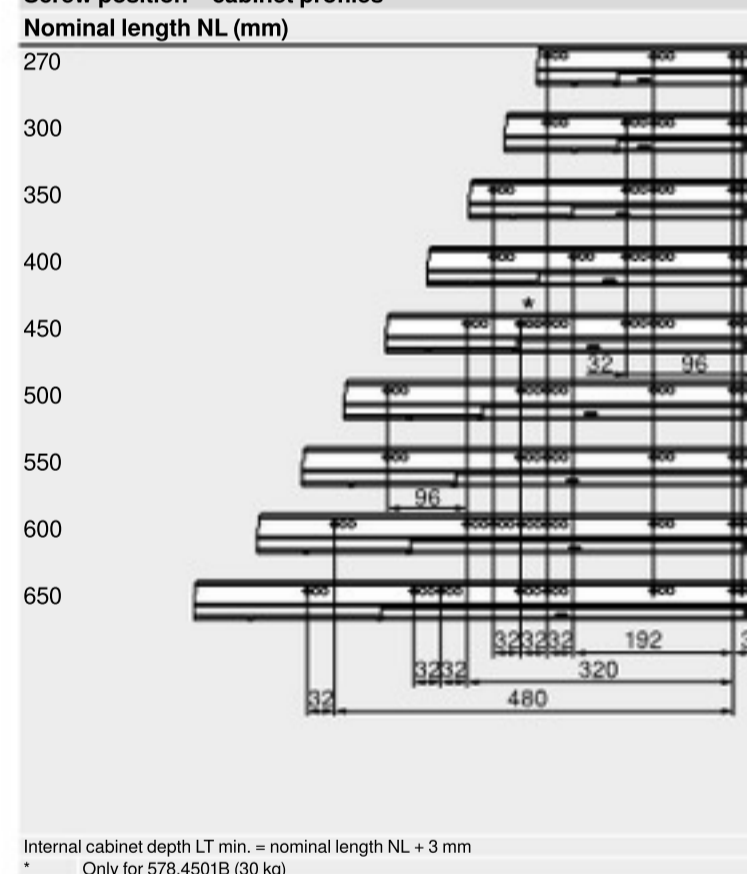
High fronted pull-out – gallery – D – K drawer side

Webcode
DQC6YM

Planning

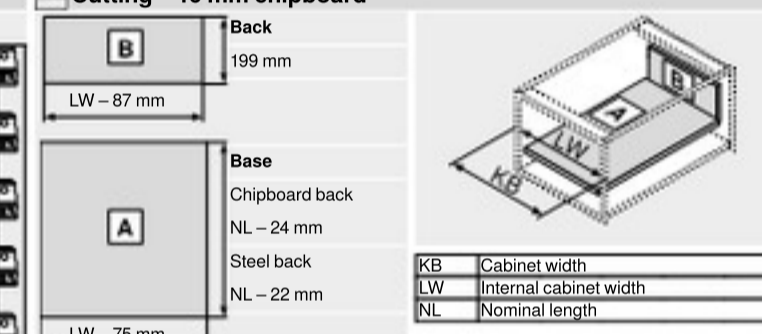


Screw position – cabinet profiles



Internal cabinet depth LT min. = nominal length NL + 3 mm
* Only for 578.4501B (30 kg)

Cutting – 16 mm chipboard



Page instructions

Overview – TANDEMBOX antaro	303	Accessories	342
Overview – SERVO-DRIVE for LEGRABOX/TANDEMBOX	555	Cabinet profile fixing positions	350
TIP-ON for TANDEMBOX	664	Assembly, removal and adjustment	352
Overview – ORGA-LINE for TANDEMBOX	509	Overview – assembly devices	683
Accessories – steel back	344	More technical details	774